

February 2020

# Quiligotti Terrazzo Selection

**Quiligotti are UK manufacturers of Terrazzo tiles and Pre-cast Terrazzo.**

Our ranges include many types of Terrazzo and therefore can provide the correct solution to any project.

## **Types of Terrazzo Available**

[Dual layered](#)  
(Standard heavy duty)

[Pre-finished](#)  
(Honed or Polished)

[Block cast](#)  
(Honed finish)

[Veneziana](#)  
(Quil X-Large)

[Pre-cast Terrazzo](#)  
(Bespoke Made to Order)

[Anti-slip](#)  
(Greater than 36 PTV)

Choices from standard colours and sizes to bespoke designed to order.

Pre-cast terrazzo can be made to many shapes and colours for standard or unusual pieces and these can include steps, stringers, profiled skirtings, column, wash basins, worktops and bespoke items.

Quiligotti can also offer an extensive range of ceramic and porcelain tiles, mosaics, granites & marbles and composite engineered stone tiles and other products.



PO Box 4, Clifton Junction, M27 8LP  
End of Rake Lane, Clifton Junction M27 8LJ

Tel : 0161 727 9798  
Email : [sales@quiligotti.co.uk](mailto:sales@quiligotti.co.uk)  
[www.quiligotti.co.uk](http://www.quiligotti.co.uk)

[linkedin.com/company/quiligotti-terrazzo-tiles-limited](https://www.linkedin.com/company/quiligotti-terrazzo-tiles-limited)

<https://www.instagram.com/quiligottittl/>


<https://twitter.com/QuiligottiTTL>

<https://www.facebook.com/QuiligottiTTL/>

## Standard Dual Layered Terrazzo

Available in sizes 297x297x28mm, 300x300x28mm, 400x400,33mm, 500x500x38mm, 597x597x40mm.

Supplied part finished but will require grinding on site to the required finish as part of the installation.  
Typically installed on a sand & cement bed and then laid, flood grouted and ground to finish.



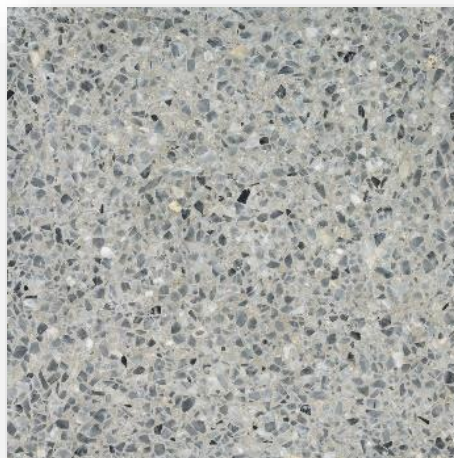
P09527 (Dove 3)



Z30001



P09525 (Dove 1)



P09526 (Dove 2)

## Standard Dual Layered Terrazzo

Available in sizes 297x297x28mm, 300x300x28mm, 400x400,33mm, 500x500x38mm, 597x597x40mm,  
Supplied part finished but will require grinding on site to the required finish as part of the installation.

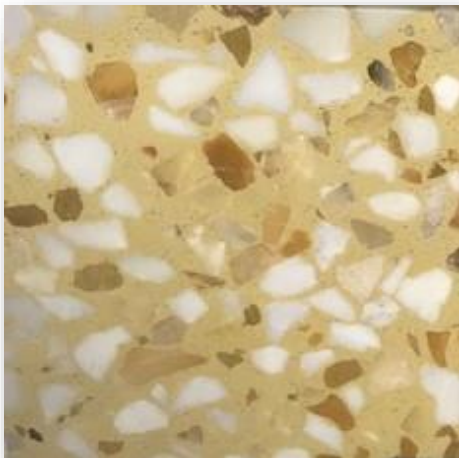
Typically installed on a sand & cement bed and then laid, flood grouted and ground to finish.



T14937



T13436



L89017



P09537(Co-ordinate 5)




## Standard Dual Layered Terrazzo

Available in sizes 297x297x28mm, 300x300x28mm, 400x400,33mm, 500x500x38mm, 597x597x40mm,  
Supplied part finished but will require grinding on site to the required finish as part of the installation.

Typically installed on a sand & cement bed and then laid, flood grouted and ground to finish.



P09552 (Natura Dorata)



P09504 (Emerald 4)



P09509 (Earth 1)




P09510 (Earth 2)

## Standard Dual Layered Terrazzo

Available in sizes 297x297x28mm, 300x300x28mm, 400x400,33mm, 500x500x38mm, 597x597x40mm,  
Supplied part finished but will require grinding on site to the required finish as part of the installation.

Typically installed on a sand & cement bed and then laid, flood grouted and ground to finish.



L13672



L13781



L16302




L16317



## Anti-Slip Terrazzo

Available in sizes 297x297x28mm, 300x300x28mm, 400x400,33mm, 500x500x38mm, 597x597x40mm,  
Supplied part finished but will require grinding on site to the required finish as part of the installation.

Typically installed on a sand & cement bed and then laid, flood grouted and ground to finish.



F13520 (Green)



F13527 (Sandstone)



F13515 (White)




F13517 (Yellow)


## Anti-Slip Terrazzo

Available in sizes 297x297x28mm, 300x300x28mm, 400x400,33mm, 500x500x38mm, 597x597x40mm,  
Supplied part finished but will require grinding on site to the required finish as part of the installation.

Typically installed on a sand & cement bed and then laid, flood grouted and ground to finish.



F13524 (Romanstone)



F13525 (Travertine)



F13526 (Soapstone)



F13518 (Greystone)



## Project Range Pre-finished Terrazzo

Available in sizes 300x300x20mm, 400x400,20mm, 500x500x20mm, 600x600x20mm, 600x300x20mm  
Honed finished so does not require grinding on site as part of the installation.



VPR 01



VPR 02



VPR 03



VPR 04



## Project Range Pre-finished Terrazzo

Available in sizes 300x300x20mm, 400x400,20mm, 500x500x20mm, 600x600x20mm, 600x300x20mm  
Honed finished so does not require grinding on site as part of the installation.



VPR 05



VPR 06



VPR 07




VPR 08

## Project Range Pre-finished Terrazzo

Available in sizes 300x300x20mm, 400x400,20mm, 500x500x20mm, 600x600x20mm, 600x300x20mm

No minimum order required

Honed finished so does not require grinding on site as part of the installation.



VPR 09



VPR 10



VPR 12



# Quil X Large Pre-finished Terrazzo

Available in sizes 600x600x25mm, 600x298x25mm

Hand finished terrazzo using large pieces of marble placed to give a random and unique pattern.

Honed finished so does not require grinding on site as part of the installation.



Quil X Large 01



Quil X Large 02



Quil X Large 03



Quil X Large 04

# Quil X Large Pre-finished Terrazzo


Available in sizes 600x600x25mm, 600x298x25mm

Hand finished terrazzo using large pieces of marble placed to give a random and unique pattern.

Honed finished so does not require grinding on site as part of the installation.



Quil X Large 07



Quil X Large 08



Quil X Large 05



Quil X Large 06



---

# Quil X Large Pre-finished Terrazzo

Available in sizes 600x600x25mm, 600x298x25mm

Hand finished terrazzo using large pieces of marble placed to give a random and unique pattern.

Honed finished so does not require grinding on site as part of the installation.

---



Quil X Large 09

# Quil Nazzo Pre-finished Anti-slip Terrazzo

Available in sizes 400x400x18mm, 600x600x22mm, 600x298x22mm

Anti-slip terrazzo containing anti-slip additive in the recipe to provide slip resistance of PTV >36.

Honed finished so does not require grinding on site as part of the installation.



V16028



V16029



V16030



V16031



## Quil Nazzo Pre-finished Anti-slip Terrazzo

Available in sizes 400x400x18mm, 600x600x22mm, 600x298x22mm

Anti-slip terrazzo containing anti-slip additive in the recipe to provide slip resistance of PTV >36.

Honed finished so does not require grinding on site as part of the installation.



C15167



C15953

# Q-Block

Available in standard sizes 400x400x20mm, 600x600x20mm, 600x300x20mm, 600x400x20mm

Standard Slab sizes : 900x900x30mm, 1000x1000x30mm, 1200x1200x30mm

Bespoke sizes are available up to full slab size 3050x1250x30mm/40mm

Block-cast Terrazzo tiles & slabs made using marble, granite & quartz chips  
with white cement or coloured matrix.

Honed, Polished or Brushed finishes available so does not require grinding on site as part of installation.

Non-combustible, resin-free, ecological material; fire-resistant product (A1 class)



QB-22112SP



QB-22112V



QB-41006



QB-41015



# Q-Block

Available in standard sizes 400x400x20mm, 600x600x20mm, 600x300x20mm, 600x400x20mm

Standard Slab sizes : 900x900x30mm, 1000x1000x30mm, 1200x1200x30mm


Bespoke sizes are available up to full slab size 3050x1250x30mm/40mm



QB-41020



QB-41048



QB-41063



QB-41072

# Q-Block

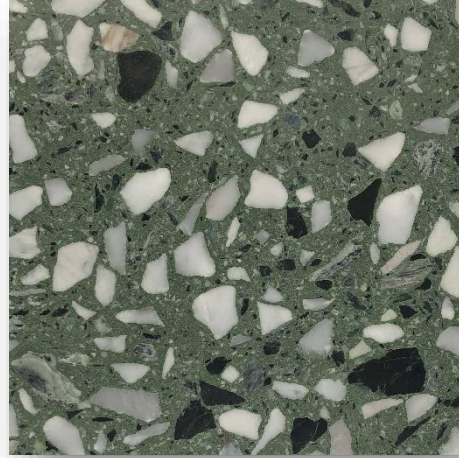
Available in standard sizes 400x400x20mm, 600x600x20mm, 600x300x20mm, 600x400x20mm

Standard Slab sizes : 900x900x30mm, 1000x1000x30mm, 1200x1200x30mm

Bespoke sizes are available up to full slab size 3050x1250x30mm/40mm



QB-41082



QB-41132



QB-41148



QB-41153



# Q-Block

Available in standard sizes 400x400x20mm, 600x600x20mm, 600x300x20mm, 600x400x20mm

Standard Slab sizes : 900x900x30mm, 1000x1000x30mm, 1200x1200x30mm

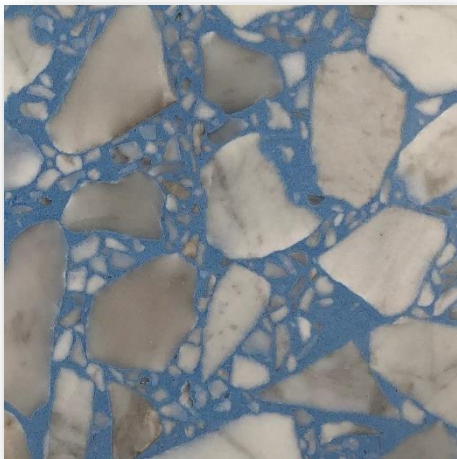
Bespoke sizes are available up to full slab size 3050x1250x30mm/40mm



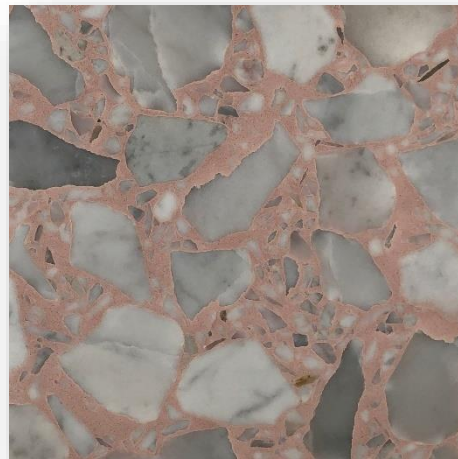
QB-41155



QB-41185



QB-41201




QB-41202

# Q-Block

Available in standard sizes 400x400x20mm, 600x600x20mm, 600x300x20mm, 600x400x20mm

Standard Slab sizes : 900x900x30mm, 1000x1000x30mm, 1200x1200x30mm

Bespoke sizes are available up to full slab size 3050x1250x30mm/40mm



QB-41214



QB-41220



QB-41222T



QB-41987



# Q-Block


Available in standard sizes 400x400x20mm, 600x600x20mm, 600x300x20mm, 600x400x20mm

Standard Slab sizes : 900x900x30mm, 1000x1000x30mm, 1200x1200x30mm

Bespoke sizes are available up to full slab size 3050x1250x30mm/40mm




QB-41236



QB-41239



QB-41240



QB-41253

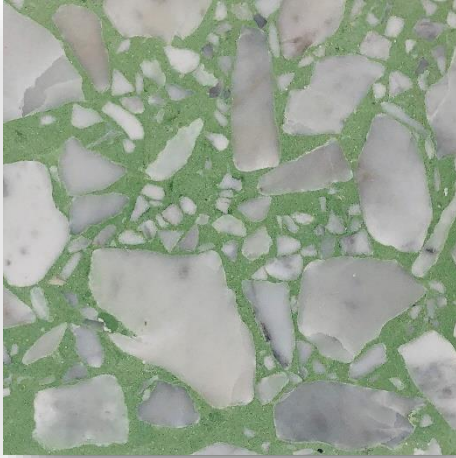


# Q-Block

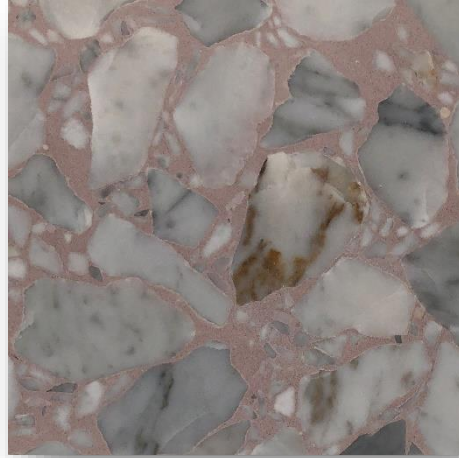
Available in standard sizes 400x400x20mm, 600x600x20mm, 600x300x20mm, 600x400x20mm

Standard Slab sizes : 900x900x30mm, 1000x1000x30mm, 1200x1200x30mm

Bespoke sizes are available up to full slab size 3050x1250x30mm/40mm




QB-41254



QB-41254



QB-41256



QB-41256

# Q-Block

Available in standard sizes 400x400x20mm, 600x600x20mm, 600x300x20mm, 600x400x20mm

Standard Slab sizes : 900x900x30mm, 1000x1000x30mm, 1200x1200x30mm


Bespoke sizes are available up to full slab size 3050x1250x30mm/40mm




QB-41266



QB-41277



QB-41278



QB-41281

# Q-Block

Available in standard sizes 400x400x20mm, 600x600x20mm, 600x300x20mm, 600x400x20mm

Standard Slab sizes : 900x900x30mm, 1000x1000x30mm, 1200x1200x30mm

Bespoke sizes are available up to full slab size 3050x1250x30mm/40mm



QB-41332A



QB-41337K



QB-41500M



QB-41530A



# Q-Block


Available in standard sizes 400x400x20mm, 600x600x20mm, 600x300x20mm, 600x400x20mm

Standard Slab sizes : 900x900x30mm, 1000x1000x30mm, 1200x1200x30mm

Bespoke sizes are available up to full slab size 3050x1250x30mm/40mm



QB-41548A



QB-41692



QB-41760



QB-41988

## Q-Block

Available in standard sizes 400x400x20mm, 600x600x20mm, 600x300x20mm, 600x400x20mm

Standard Slab sizes : 900x900x30mm, 1000x1000x30mm, 1200x1200x30mm

Bespoke sizes are available up to full slab size 3050x1250x30mm/40mm



QB-41861



QB-41867



QB-41871



QB-41875



## Q-Block

Available in standard sizes 400x400x20mm, 600x600x20mm, 600x300x20mm, 600x400x20mm

Standard Slab sizes : 900x900x30mm, 1000x1000x30mm, 1200x1200x30mm

Bespoke sizes are available up to full slab size 3050x1250x30mm/40mm



QB-41879



QB-41895



QB-41910B



QB-41911



## Q-Block

Available in standard sizes 400x400x20mm, 600x600x20mm, 600x300x20mm, 600x400x20mm

Standard Slab sizes : 900x900x30mm, 1000x1000x30mm, 1200x1200x30mm

Bespoke sizes are available up to full slab size 3050x1250x30mm/40mm




QB-41912



QB-41926



QB-41938



QB-41939

## Q-Block

Available in standard sizes 400x400x20mm, 600x600x20mm, 600x300x20mm, 600x400x20mm

Standard Slab sizes : 900x900x30mm, 1000x1000x30mm, 1200x1200x30mm

Bespoke sizes are available up to full slab size 3050x1250x30mm/40mm



QB-41941



QB-41942



QB-41955



QB-41962



# Pre-cast Terrazzo




Pre-cast Terrazzo can be made to many shapes and sizes and is made using moulds which the terrazzo is then poured into. This is then compacted and vibrated to forcibly remove trapped air and this compacts the aggregates for maximum density.

It then needs to be left to cure and is polished to the required finish.

These are bespoke items and therefore many colours and finishes can be manufactured.

Many items can be made in Pre-cast and examples are shown below

Steps (Treads, Risers, Combined Treads and Risers, Stringers, Anti-slip inserts cast in (Carborundum, stainless Steel, Brass, etc)





# Pre-cast Terrazzo

Pre-cast Terrazzo can be made to many shapes and sizes.  
Many items can be made in Pre-cast and examples are shown below

Skirting Boards (Straight with pencil round or slight arris edge, Bespoke profiled skirting, external corners, internal corners)

Logos, Letters or shapes cast in more than 1 colour



Bespoke designed floors using more than 1 colour



# Pre-cast Terrazzo

Pre-cast Terrazzo can be made to many shapes and sizes.  
Many items can be made in Pre-cast and examples are shown below

Vanity Units (With matching or contrasting Terrazzo basins or for use with undermounted basins, Backsplashes and Front panels). All with waterproofing agent in the mix.



# Pre-cast Terrazzo

Pre-cast Terrazzo can be made to many shapes and sizes.  
Many items can be made in Pre-cast and examples are shown below

Table tops and worktops



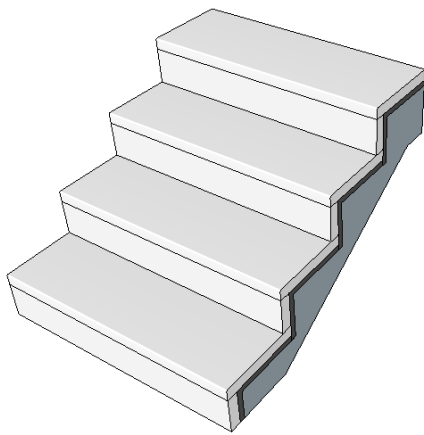


## Pre-Cast Step Units

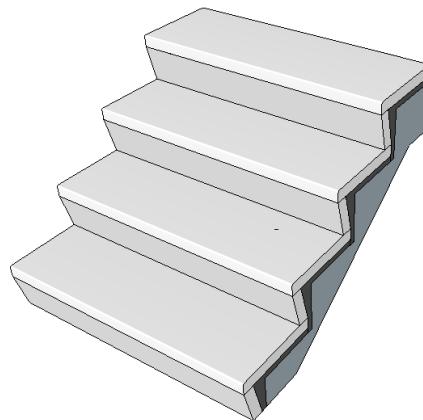
Pre-cast units can be colour matched to suit Terrazzo tiles including bespoke colours.

All Tread only & combined units are available in lengths up to 1.5m at 40mm thickness and up to 2m at 45 to 50mm thickness. (Treads above 2m are recommended to be manufactured in more than 1 piece). Separate Riser pieces (i.e not the combined units) are recommended to be manufactured to a maximum of 900mm per piece. Larger steps would be made in more than 1 piece.

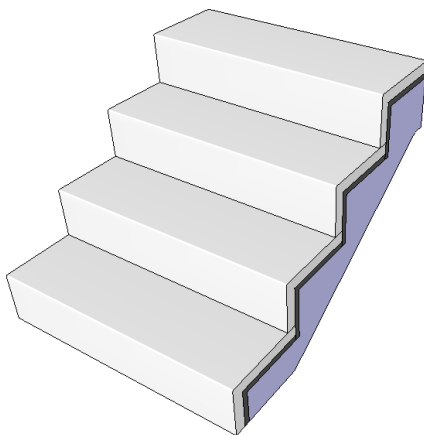
All Step units are polished Tread and Riser face as standard but should further faces be required polished this is available to suit individual design requirements.



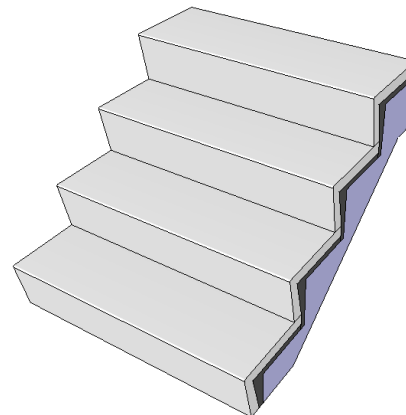
Separate Tread and Riser



Separate Tread and Riser with kick-back riser



Combined Tread & Riser down unit



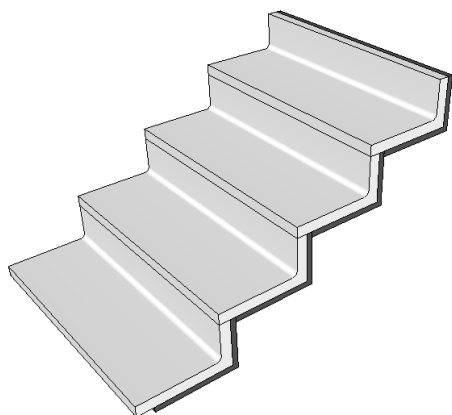
Combined Tread and Riser down unit with kick-back riser

# Pre-Cast Step Units

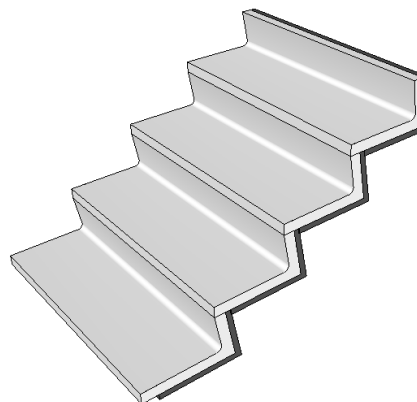
Pre-cast units can be colour matched to suit Terrazzo tiles including bespoke colours.

All Tread only & combined units are available in lengths up to 1.5m at 40mm thickness and up to 2m at 45 to 50mm thickness. (Treads above 2m are recommended to be manufactured in more than 1 piece). Separate Riser pieces (i.e not the combined units) are recommended to be manufactured to a maximum of 900mm per piece. Larger steps would be made in more than 1 piece.

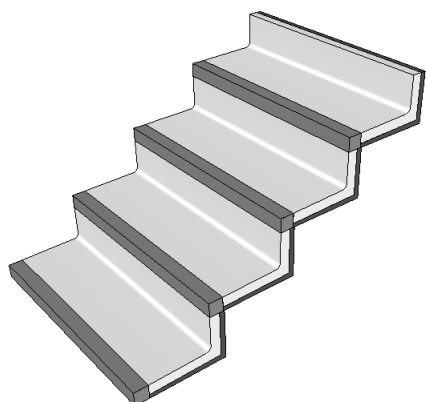
All Step units are polished Tread and Riser face as standard but should further faces be required polished this is available to suit individual design requirements.



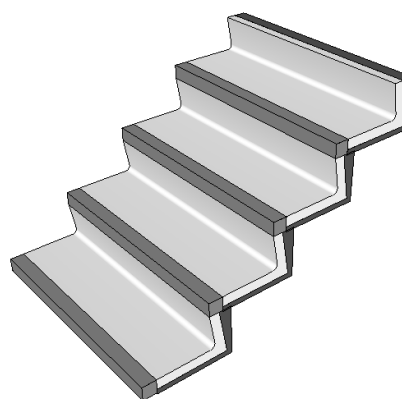
Combined Tread and Coved Riser up unit



Combined Tread and Coved Riser up unit with  
kick-back riser

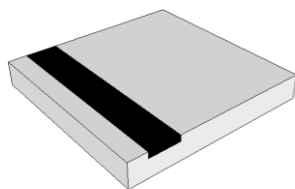


Combined Tread and Coved Riser up unit with  
55x55mm contrast nose (DDA Compliant)

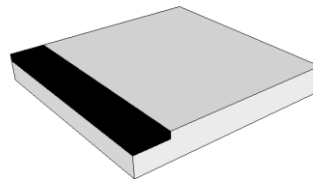


Combined Tread and kick-back Coved Riser up  
unit with 55x55mm contrast nose (DDA  
Compliant)

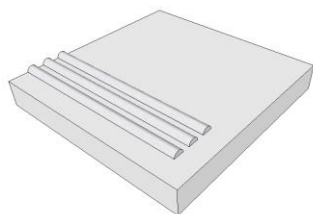
## Pre-Cast Step Unit anti-slip inserts



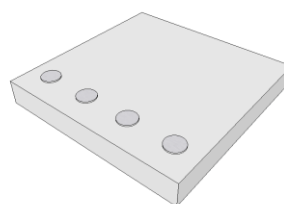
Tread with standard cast in 50mm Insert  
(Available in black, light grey, yellow and brown)



Tread with cast in 50mm Insert positioned in line  
with nosing edge or inset.  
(Available in black, light grey, yellow and brown)



Metal strip inserts fixed into sawn grooves in face  
of the tread  
(Available in Stainless Steel or Brass)



Cast in anti-slip disc inserts.  
(Available in 25mm, 38mm & 50mm diameter.)  
(Also available in black, light grey, white,  
yellow and brown)





PO Box 4, Clifton Junction, M27 8LP

End of Rake Lane, Clifton Junction M27 8LJ

