



March 2023

Quiligotti Terrazzo Selection

Quiligotti are UK manufacturers of Terrazzo tiles and Pre-cast Terrazzo.

Our ranges include many types of Terrazzo and therefore can provide the correct solution to any project.

Types of Terrazzo Available

[Dual layered](#)
(Standard heavy duty)

[Pre-finished](#)
(Honed or Polished)

[Block cast](#)
(Honed finish)

[Finished Laid](#)
(Honed or Polished)

[Veneziana](#)
(Quil X-Large)

[Pre-cast Terrazzo](#)
(Bespoke Made to Order)

[Anti-slip](#)
(Greater than 36 PTV)

Choices from standard colours and sizes to bespoke designed to order.

Pre-cast terrazzo can be made to many shapes and colours for standard or unusual pieces and these can include steps, stringers, profiled skirtings, column, wash basins, worktops and bespoke items.

Quiligotti can also offer an extensive range of ceramic and porcelain tiles, mosaics, granites & marbles and composite engineered stone tiles and other products.



PO Box 4, Clifton Junction, M27 8LP
End of Rake Lane, Clifton Junction M27 8LJ

Tel : 0161 727 9798
Email : sales@quiligotti.co.uk www.quiligotti.co.uk

[linkedin.com/company/quiligotti-terrazzo-tiles-limited](https://www.linkedin.com/company/quiligotti-terrazzo-tiles-limited)

<https://www.instagram.com/quiligottittl/>

<https://twitter.com/QuiligottiTTL>


<https://www.facebook.com/QuiligottiTTL/>

Standard Dual Layered Terrazzo

Available in sizes : 297x297x28mm, 300x300x28mm, 400x400,33mm, 500x500x38mm, 597x597x40mm.

Supplied part finished but will require grinding on site to the required finish as part of the installation.

Typically installed on a sand & cement bed and then laid, flood grouted and ground to finish.




P09527 (Dove 3)



Z30001



P09525 (Dove 1)




P09526 (Dove 2)

Standard Dual Layered Terrazzo

Available in sizes : 297x297x28mm, 300x300x28mm, 400x400,33mm, 500x500x38mm, 597x597x40mm.

Supplied part finished but will require grinding on site to the required finish as part of the installation.

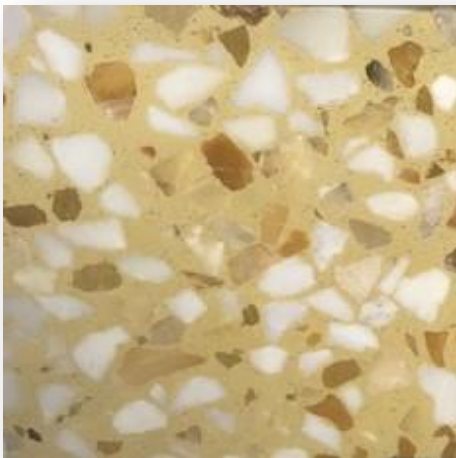
Typically installed on a sand & cement bed and then laid, flood grouted and ground to finish.



T14937



T13436



L89017



P09537(Co-ordinate 5)

Standard Dual Layered Terrazzo

Available in sizes : 297x297x28mm, 300x300x28mm, 400x400,33mm, 500x500x38mm, 597x597x40mm.

Supplied part finished but will require grinding on site to the required finish as part of the installation.

Typically installed on a sand & cement bed and then laid, flood grouted and ground to finish.



P09552 (Natura Dorata)



P09509 (Earth 1)




P09510 (Earth 2)

Standard Dual Layered Terrazzo

Available in sizes : 297x297x28mm, 300x300x28mm, 400x400,33mm, 500x500x38mm, 597x597x40mm.

Supplied part finished but will require grinding on site to the required finish as part of the installation.

Typically installed on a sand & cement bed and then laid, flood grouted and ground to finish.



L13672



L13781



L16302



L16317

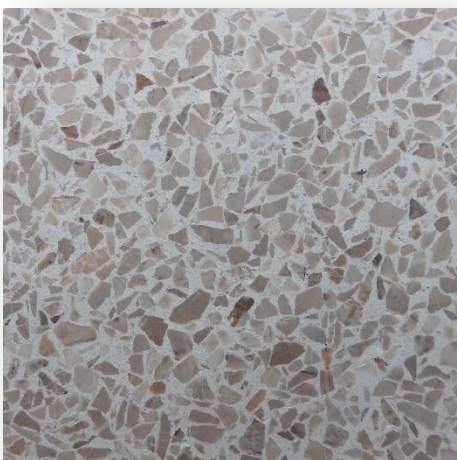
Finished Laid Terrazzo

Available in sizes : 400x400x25mm, 600x300x25mm, 600x600x35mm.

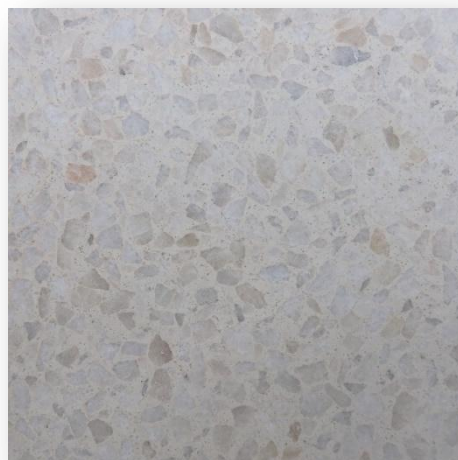
Supplied In honed or polished finish.

Honed finished so does not require grinding on site as part of the installation.

Standard Colour range shown, all other colours are available on request.



Breccia T07109



Buff Z30011



Carrara L80205



Chroma T14668

Finished Laid Terrazzo

Available in sizes : 400x400x25mm, 600x300x25mm, 600x600x35mm.

Supplied In honed or polished finish.

Honed finished so does not require grinding on site as part of the installation.

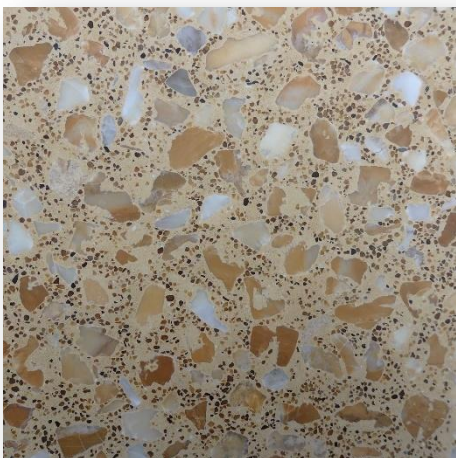
Standard Colour range shown, all other colours are available on request.




Cloud T17045



Dove T00285



Gold F13517



Lava P09547

Finished Laid Terrazzo

Available in sizes : 400x400x25mm, 600x300x25mm, 600x600x35mm.

Supplied In honed or polished finish.

Honed finished so does not require grinding on site as part of the installation.

Standard Colour range shown, all other colours are available on request.



Luna T00051



Mica T17047



Onyx L07539



Platinum P09527

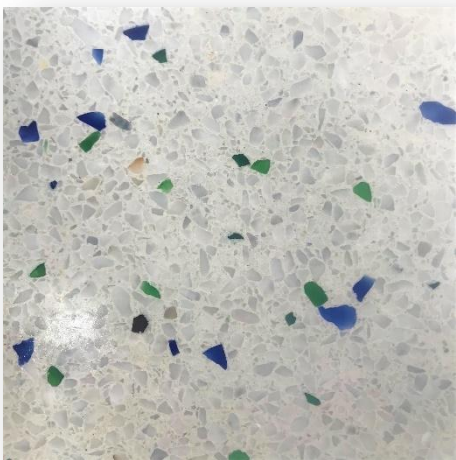
Finished Laid Terrazzo

Available in sizes : 400x400x25mm, 600x300x25mm, 600x600x35mm.

Supplied In honed or polished finish.

Honed finished so does not require grinding on site as part of the installation.

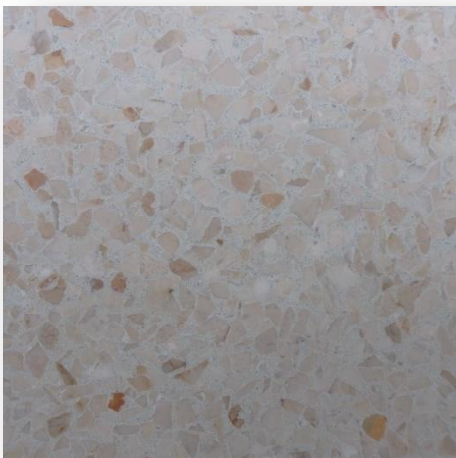
Standard Colour range shown, all other colours are available on request.



Azure T17327



Utopia T17046



Wheat T13436



Xanadu T17044

Anti-Slip Terrazzo

Available in sizes : 297x297x28mm, 300x300x28mm, 400x400,33mm, 500x500x38mm, 597x597x40mm.

Supplied part finished but will require grinding on site to the required finish as part of the installation.

Typically installed on a sand & cement bed and then laid, flood grouted and ground to finish.



F13527 (Sandstone)



F13515 (White)




F13517 (Yellow)

Anti-Slip Terrazzo

Available in sizes : 297x297x28mm, 300x300x28mm, 400x400,33mm, 500x500x38mm, 597x597x40mm.

Supplied part finished but will require grinding on site to the required finish as part of the installation.


Typically installed on a sand & cement bed and then laid, flood grouted and ground to finish.



F13524 (Romanstone)



F13525 (Travertine)



F13526 (Soapstone)



F13518 (Greystone)

Project Range Pre-finished Terrazzo

Available in sizes : 300x300x20mm, 400x400,20mm, 500x500x20mm, 600x600x20mm, 600x300x20mm.
Honed finished so does not require grinding on site as part of the installation.



VPR 01



VPR 02



VPR 03



VPR 04

Project Range Pre-finished Terrazzo

Available in sizes : 300x300x20mm, 400x400,20mm, 500x500x20mm, 600x600x20mm, 600x300x20mm.
Honed finished so does not require grinding on site as part of the installation.



VPR 05



VPR 06



VPR 07




VPR 08

Project Range Pre-finished Terrazzo

Available in sizes : 300x300x20mm, 400x400,20mm, 500x500x20mm, 600x600x20mm, 600x300x20mm.

No minimum order required

Honed finished so does not require grinding on site as part of the installation.



VPR 09



VPR 10



VPR 12

Quil Nazzo Pre-finished Slip Resistant Terrazzo

Available in sizes : 300x300x25, 400x400x25mm, 600x298x25mm.

Anti-slip terrazzo containing anti-slip additive in the recipe to provide slip resistance of PTV >36.

Honed finished so does not require grinding on site as part of the installation.



Q16028



Q16029



Q16030



Q16031

Quil Nazzo Pre-finished Slip Resistant Terrazzo

Available in sizes : 300x300x25, 400x400x25mm, 600x600x35mm, 600x300x25mm.
Anti-slip terrazzo containing anti-slip additive in the recipe to provide slip resistance of PTV >36.
Honed finished so does not require grinding on site as part of the installation.



C15167



C15953

Q-Block

Available in standard sizes :300x300x15mm, 400x400x20mm, 600x600x20mm,
600x300x20mm, 600x400x20mm.

Standard Slab sizes : 900x900x30mm, 1000x1000x30mm, 1200x1200x30mm.

Bespoke sizes are available up to full slab size 3050x1250x30mm/40mm.


Block-cast Terrazzo tiles & slabs made using marble, granite & quartz chips
with white cement or coloured matrix.

Honed, Polished or Brushed finishes available so does not require grinding on site as part of installation.


Non-combustible, resin-free, ecological material; fire-resistant product (A1 class)



QE-1114



QE-92225



QE-Zanna




QE-Garryce

Q-Block


Available in standard sizes : 300x300x15mm, 400x400x20mm, 600x600x20mm,
600x300x20mm, 600x400x20mm.

Standard Slab sizes : 900x900x30mm, 1000x1000x30mm, 1200x1200x30mm.

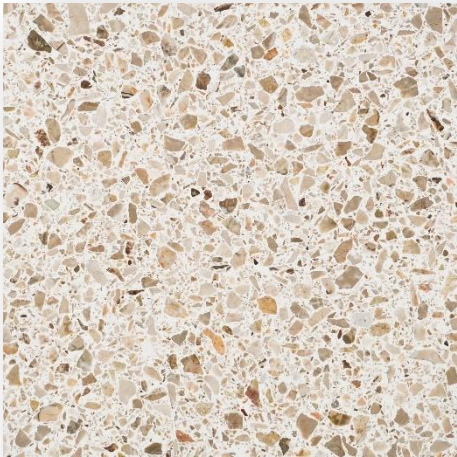
Bespoke sizes are available up to full slab size 3050x1250x30mm/40mm.



QE-Rawle



QE-Vrou



QE-Jobab




QE-Jobab Large

Q-Block


Available in standard sizes : 300x300x15mm, 400x400x20mm, 600x600x20mm,
600x300x20mm, 600x400x20mm.

Standard Slab sizes : 900x900x30mm, 1000x1000x30mm, 1200x1200x30mm.


Bespoke sizes are available up to full slab size 3050x1250x30mm/40mm.




QE-Malva



QE-Gorra



QE-Radko




QE-Madse

Q-Block


Available in standard sizes : 300x300x15mm, 400x400x20mm, 600x600x20mm,
600x300x20mm, 600x400x20mm.

Standard Slab sizes : 900x900x30mm, 1000x1000x30mm, 1200x1200x30mm.

Bespoke sizes are available up to full slab size 3050x1250x30mm/40mm.



QE-Brica



QE-Aikan



QE-Eyrie




QE-Kasiv

Q-Block

Available in standard sizes : 300x300x15mm, 400x400x20mm, 600x600x20mm,
600x300x20mm, 600x400x20mm.

Standard Slab sizes : 900x900x30mm, 1000x1000x30mm, 1200x1200x30mm.

Bespoke sizes are available up to full slab size 3050x1250x30mm/40mm.



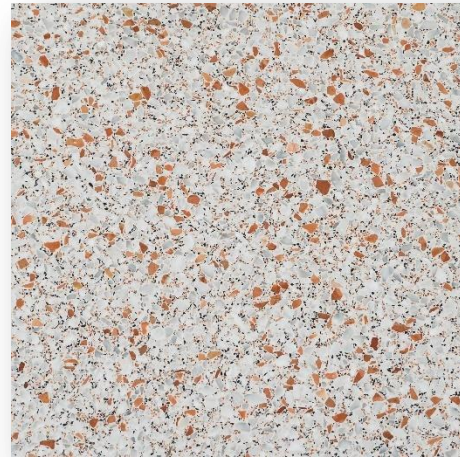
QE-Arrosa



QE-Bassich



QE-Boron




QE-Girabh

Q-Block

Available in standard sizes : 400x400x20mm, 600x600x20mm, 600x300x20mm, 600x400x20mm.

Standard Slab sizes : 900x900x30mm, 1000x1000x30mm, 1200x1200x30mm.

Bespoke sizes are available up to full slab size 3050x1250x30mm/40mm.



QE-Acajou



QE-Jaconet



QE-Lamap



QE-Scena

Q-Block

Available in standard sizes : 400x400x20mm, 600x600x20mm, 600x300x20mm, 600x400x20mm.

Standard Slab sizes : 900x900x30mm, 1000x1000x30mm, 1200x1200x30mm.

Bespoke sizes are available up to full slab size 3050x1250x30mm/40mm.



QE-Kanay



QE-Skabo



QE-Volgie



QE-Waibel

Q-Block


Available in standard sizes : 300x300x15mm, 400x400x20mm, 600x600x20mm,
600x300x20mm, 600x400x20mm.

Standard Slab sizes : 900x900x30mm, 1000x1000x30mm, 1200x1200x30mm.

Bespoke sizes are available up to full slab size 3050x1250x30mm/40mm.



QE-Apira



QE-Drave



QE-Glenea



QE-Iberg

Q-Block


Available in standard sizes : 300x300x15mm, 400x400x20mm, 600x600x20mm,
600x300x20mm, 600x400x20mm.

Standard Slab sizes : 900x900x30mm, 1000x1000x30mm, 1200x1200x30mm.


Bespoke sizes are available up to full slab size 3050x1250x30mm/40mm.




QE-Benza



QE-EO Black



QE-ID Black



QE-Remon

Q-Block


Available in standard sizes : 300x300x15mm, 400x400x20mm, 600x600x20mm,
600x300x20mm, 600x400x20mm.

Standard Slab sizes : 900x900x30mm, 1000x1000x30mm, 1200x1200x30mm.

Bespoke sizes are available up to full slab size 3050x1250x30mm/40mm.



QE-Kanne



QE-Labram



QE-Largo




QE-Rachna

Q-Block

Available in standard sizes : 300x300x15mm 400x400x20mm, 600x600x20mm,
600x300x20mm, 600x400x20mm.

Standard Slab sizes : 900x900x30mm, 1000x1000x30mm, 1200x1200x30mm.


Bespoke sizes are available up to full slab size 3050x1250x30mm/40mm.




QE-Sargon



QE-Scoe



QE-Tane



QE-Whalib

Pre-cast Terrazzo

Pre-cast Terrazzo can be made to many shapes and sizes and is made using moulds which the terrazzo is then poured into. This is then compacted and vibrated to forcibly remove trapped air and this compacts the aggregates for maximum density.

It then needs to be left to cure and is polished to the required finish.

These are bespoke items and therefore many colours and finishes can be manufactured.

Many items can be made in Pre-cast and examples are shown below:

Steps (Treads, Risers, Combined Treads and Risers, Stringers, Anti-slip inserts cast in (Carborundum, stainless Steel, Brass, etc)





Pre-cast Terrazzo

Pre-cast Terrazzo can be made to many shapes and sizes.

Many items can be made in Pre-cast and examples are shown below:

Skirting Boards (Straight with pencil round or slight arris edge, Bespoke profiled skirting, external corners, internal corners).

Logos, Letters or shapes cast in more than 1 colour.




Bespoke designed floors using more than 1 colour

Pre-cast Terrazzo

Pre-cast Terrazzo can be made to many shapes and sizes.
Many items can be made in Pre-cast and examples are shown below.

Vanity Units (With matching or contrasting Terrazzo basins or for use with undermounted basins, Backsplashes and Front panels). All with waterproofing agent in the mix.



Pre-cast Terrazzo

Pre-cast Terrazzo can be made to many shapes and sizes.
Many items can be made in Pre-cast and examples are shown below.

Table tops and worktops

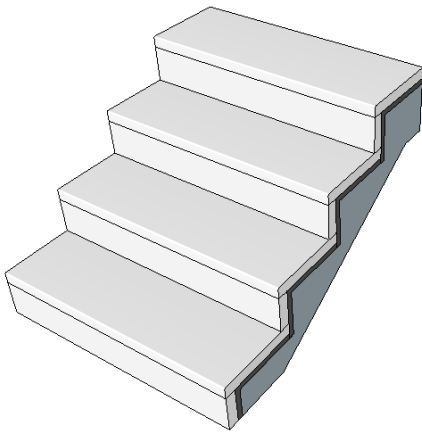


Pre-Cast Step Units

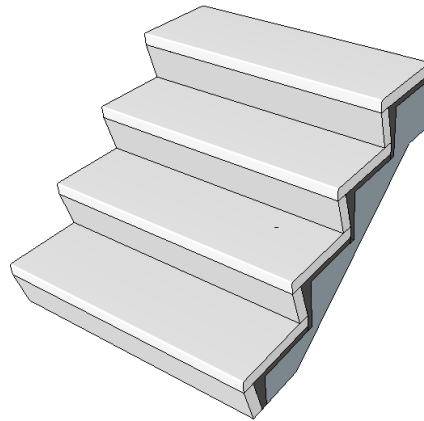
Pre-cast units can be colour matched to suit Terrazzo tiles including bespoke colours.

All Tread only & combined units are available in lengths up to 1.5m at 40mm thickness and up to 2m at 45 to 50mm thickness. (Treads above 2m are recommended to be manufactured in more than 1 piece). Separate Riser pieces (i.e. not the combined units) are recommended to be manufactured to a maximum of 900mm per piece. Larger steps would be made in more than 1 piece.

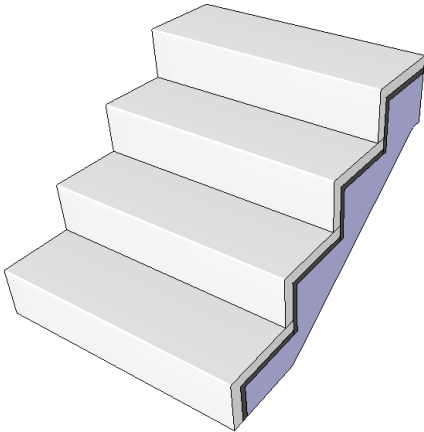
All Step units are polished Tread and Riser face as standard but should further faces be required polished this is available to suit individual design requirements.



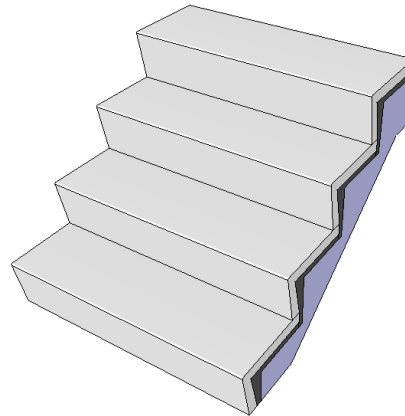
Separate Tread and Riser



Separate Tread and Riser with kick-back riser



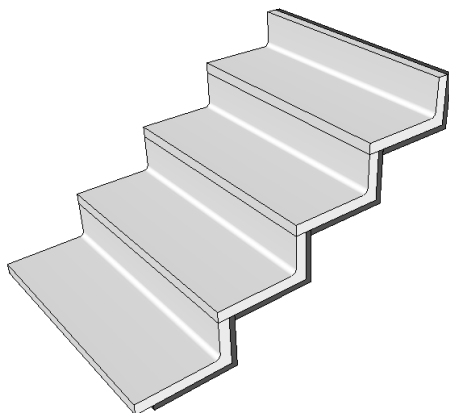
Combined Tread & Riser down unit



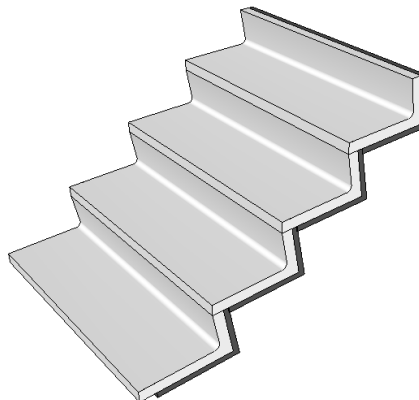
Combined Tread and Riser down unit with kick-back riser

Pre-Cast Step Units

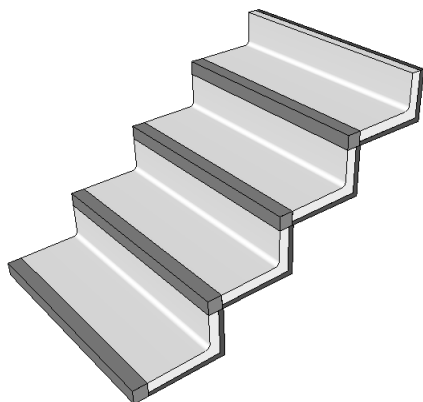
Pre-cast units can be colour matched to suit Terrazzo tiles including bespoke colours.
 All Tread only & combined units are available in lengths up to 1.5m at 40mm thickness and up to 2m at 45 to 50mm thickness. (Treads above 2m are recommended to be manufactured in more than 1 piece).
 Separate Riser pieces (i.e. not the combined units) are recommended to be manufactured to a maximum of 900mm per piece. Larger steps would be made in more than 1 piece.
 All Step units are polished Tread and Riser face as standard but should further faces be required polished this is available to suit individual design requirements.



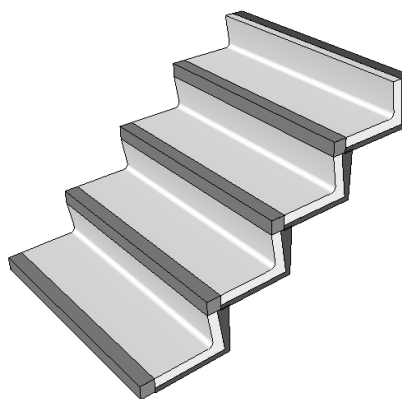
Combined Tread and Coved Riser up unit



Combined Tread and Coved Riser up unit with kick-back riser

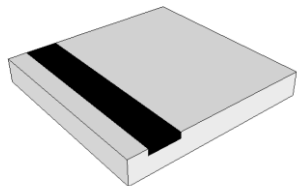


Combined Tread and Coved Riser up unit with 55x55mm contrast nose (DDA Compliant)

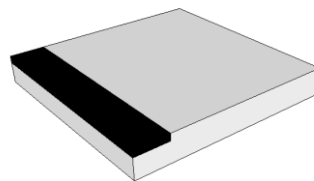


Combined Tread and kick-back Coved Riser up unit with 55x55mm contrast nose (DDA Compliant)

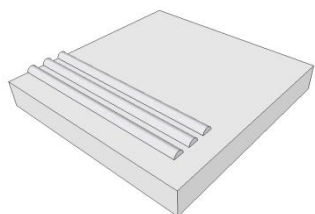
Pre-Cast Step Unit anti-slip inserts



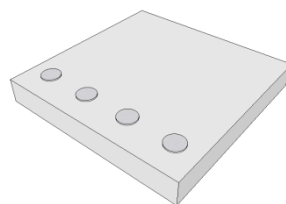
Tread with standard cast in 50mm Insert.
(Available in black, light grey, yellow and brown).



Tread with cast in 50mm Insert positioned in line
with nosing edge or inset.
(Available in black, light grey, yellow and brown).



Metal strip inserts fixed into sawn grooves
in face of the tread.
(Available in Stainless Steel or Brass).



Cast in anti-slip disc inserts.
(Available in 25mm, 38mm & 50mm diameter.)
(Also available in black, light grey, white,
yellow and brown).



PO Box 4, Clifton Junction, M27 8LP

End of Rake Lane, Clifton Junction M27 8LJ

